

# NOMAD PASSPORT INDEX 2022



# LUXEMBOURG

THIS YEAR'S HIGHEST RANKING PASSPORT



# ABOUT **NOMAD CAPITALIST**

## **GO WHERE YOU'RE TREATED BEST®**

*ANDREW HENDERSON*

Nomad Capitalist is a boutique tax and immigration consultancy built for the modern entrepreneur who demands results. It advises seven and eight-figure entrepreneurs on issues of legal offshore tax planning, citizenship and lifestyle planning, and international wealth.

The company was founded by perpetual traveler and serial entrepreneur Andrew Henderson in 2012, as a result of his struggles to find a “one-stop shop” to assist him in his quest to become a global citizen.

Mr. Henderson is the author of the best-selling book *Nomad Capitalist*; in addition to the firm’s clients, his articles and videos reach an almost 30 million annual viewers who wish to “go where they’re treated best”.

# ABOUT THIS INDEX

## THE SIXTH ANNUAL EDITION OF THE NOMAD CAPITALIST PASSPORT INDEX

The Nomad Passport Index was designed to educate aspiring global citizens about the true value of the world's citizenships.

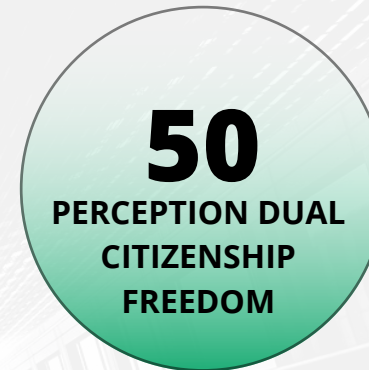
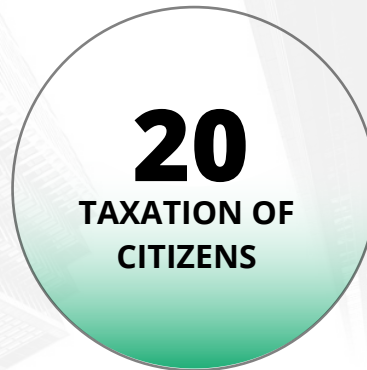
While most indexes - and most people - think of a passport only in terms of travel privileges, we realized that citizens of different countries deal with far different requirements to pay tax, live freely, comply with regulations, and avoid scrutiny when traveling.

In that regard, the number of countries a passport holder may visit does not tell the whole story.

The Nomad Passport Index speaks to those seeking personal freedom and financial prosperity in a changing world by more deeply analyzing the true value of each passport.



# INDEX METHODOLOGY



## THIS INDEX RANKS PASSPORTS ON FIVE FACTORS:

1. Visa-Free Travel	50%
2. Taxation of Citizens	20%
3. Perception	10%
4. Dual Citizenship	10%
5. Personal Freedom	10%

*The Index is the result of aggregating data from nearly twenty unique sources, and based on priorities that Nomad Capitalist believes are important to citizens and potential citizens of each given country.*

# HOW WE RANK PASSPORTS

**50%**

## **TRAVEL - 50%**

We relied on data from the IATA, Henley Index, and news sources to rank travel access to countries on a visa-free or straightforward e-visa basis. For example, Japan and Singapore ranked highest with a score of 192.

**20%**

## **TAXATION - 20%**

We relied on data from our network of tax vendors, news sources, and tax authorities themselves. We assigned the lowest score of ten to countries that tax citizens no matter where they live (ie: the United States), scores of 20 or 30 to countries that allow citizens to relocate to avoid tax (ie: Finland), 40 for those that don't tax foreign incomes of resident citizens (ie: Maldives), and 50 for countries with zero tax (ie: Vanuatu).

**10%**

## **DUAL CITIZEN - 10%**

We relied on embassy data and our experiences to assess the ability to hold dual citizenship ranging from a score of 10 for strictly forbidden (ie: China) to a score of 50 for freely allowed (ie: Canada).

**10%**


























## **PERCEPTION - 10%**


























We relied on the World Happiness Report, the Human Development Index, and subjective factors from our networks' experiences to determine how each country's citizens are received and recognized.

**10%**


























## **FREEDOM - 10%**


























We relied on data and news reports on mandatory military service, government surveillance, press freedom, and other factors to determine the personal freedom of citizens, travelers, and expats, with scores from 10 to 50.


























COUNTRY	TRAVEL	TAXATION	PERCEPTION	DUAL CIT	FREEDOM	TOTAL SCORE	RANK
 Luxembourg	189	30	50	50	50	115.50	1
 Sweden	188	30	50	50	50	115.00	2
 Ireland	187	30	50	50	50	114.50	3
 Belgium	186	30	50	50	50	114.00	4T
 Switzerland	186	30	50	50	50	114.00	4T
 Finland	189	20	50	50	50	113.50	6T
 Portugal	187	30	40	50	50	113.50	6T
 Czech Republic	185	30	50	50	50	113.50	6T
 Netherlands	188	30	50	30	50	113.00	9T
 Singapore	192	40	50	10	30	113.00	9T
 Italy	189	30	40	50	30	112.50	11
 Denmark	188	20	50	50	40	112.00	12T
 Austria	188	30	50	20	50	112.00	12T
 Germany	190	20	50	40	40	112.00	12T
 France	188	20	50	50	40	112.00	12T
 South Korea	190	30	50	30	30	112.00	12T
 Malta	185	30	30	50	50	111.50	17
 Iceland	180	30	50	50	50	111.00	18T
 Norway	186	20	50	40	50	111.00	18T
 New Zealand	186	20	50	50	40	111.00	18T
 Slovakia	182	30	50	50	40	111.00	18T
 Japan	192	20	50	20	40	111.00	18T
 Latvia	181	30	40	50	50	110.50	23T
 Spain	189	20	40	50	30	110.50	23T
 Lithuania	182	30	50	30	50	110.00	25

COUNTRY	TRAVEL	TAXATION	PERCEPTION	DUAL CIT	FREEDOM	TOTAL SCORE	RANK
 <b>United Kingdom</b>	185	30	30	50	30	109.50	26T
 <b>Greece</b>	185	20	40	50	40	109.50	26T
 <b>Canada</b>	185	20	40	50	40	109.50	26T
 <b>Liechtenstein</b>	178	30	50	40	50	109.00	29
 <b>Slovenia</b>	181	30	50	30	40	108.50	30
 <b>Cyprus</b>	176	30	40	50	50	108.00	31
 <b>Hungary</b>	183	30	20	50	30	107.50	32T
 <b>Estonia</b>	181	30	50	20	40	107.50	32T
 <b>Australia</b>	185	20	30	50	30	107.50	32T
 <b>United Arab Emirates</b>	175	50	40	20	40	107.50	32T
 <b>Romania</b>	174	30	40	50	50	107.00	36T
 <b>Monaco</b>	174	50	40	10	50	107.00	36T
 <b>Chile</b>	174	30	50	50	40	107.00	36T
 <b>Poland</b>	183	20	30	50	30	106.50	39T
 <b>Malaysia</b>	179	40	40	20	30	106.50	39T
 <b>United States</b>	186	10	30	40	30	105.00	41
 <b>Bulgaria</b>	173	30	40	50	30	104.50	42T
 <b>Croatia</b>	173	20	50	50	40	104.50	42T
 <b>Andorra</b>	168	30	40	20	50	101.00	44T
 <b>Hong Kong</b>	174	40	20	10	30	101.00	44T
 <b>San Marino</b>	169	30	40	10	50	100.50	46T
 <b>St. Kitts and Nevis</b>	157	50	30	50	40	100.50	46T
 <b>Brazil</b>	169	20	40	50	30	100.50	46T
 <b>Argentina</b>	170	20	30	50	30	100.00	49T
 <b>Brunei</b>	166	50	30	10	30	100.00	49T





















































COUNTRY	TRAVEL	TAXATION	PERCEPTION	DUAL CIT	FREEDOM	TOTAL SCORE	RANK
 Bahamas	155	50	30	30	50	98.50	51
 Barbados	161	30	30	50	30	97.50	52
 Holy See	153	50	40	20	40	96.50	53
 Israel	159	20	30	50	40	95.50	54T
 Mexico	159	30	20	40	40	95.50	54T
 Uruguay	153	30	40	30	50	94.50	56
 Antigua and Barbuda	150	30	30	50	50	94.00	57T
 Trinidad and Tobago	150	30	30	50	50	94.00	57T
 Seychelles	152	40	30	20	50	94.00	57T
 Costa Rica	150	40	30	20	50	93.00	60T
 Grenada	144	40	30	50	50	93.00	60T
 St. Vincent and the Grenadines	151	30	30	30	50	92.50	62
 St. Lucia	146	30	30	50	50	92.00	63
 Dominica	144	30	30	50	50	91.00	64
 Mauritius	146	30	30	50	30	90.00	65
 Paraguay	141	40	30	50	30	89.50	66
 Panama	142	40	30	20	50	89.00	67T
 Macau	144	40	30	10	50	89.00	67T
 Taiwan	145	30	30	30	40	88.50	69
 Serbia	135	30	40	50	40	86.50	70
 Honduras	133	40	30	40	30	84.50	71
 Peru	135	30	30	40	30	83.50	72T
 Tonga	129	30	30	50	50	83.50	72T
 Tuvalu	127	40	30	30	50	82.50	74
 Guatemala	133	40	30	20	20	81.50	75

























COUNTRY	TRAVEL	TAXATION	PERCEPTION	DUAL CIT	FREEDOM	TOTAL SCORE	RANK
 Palau	119	40	30	50	50	80.50	76T
 Samoa	131	30	30	10	50	80.50	76T
 Ukraine	141	20	10	20	20	79.50	78T
 Nicaragua	127	40	30	20	30	79.50	78T
 Solomon Islands	131	30	30	10	40	79.50	78T
 Colombia	131	20	20	50	30	79.50	78T
 North Macedonia	125	30	20	50	30	78.50	82T
 Montenegro	123	30	40	30	40	78.50	82T
 Marshall Islands	122	40	30	10	50	78.00	84
 Vanuatu	109	50	30	40	50	76.50	85T
 Georgia	115	40	40	30	40	76.50	85T
 Kiribati	123	30	30	10	40	75.50	87
 Moldova	120	30	40	30	20	75.00	88T
 Albania	114	30	40	50	30	75.00	88T
 Micronesia	117	40	30	10	40	74.50	90
 Russia	119	30	20	30	20	72.50	91T
 Bosnia and Herzegovina	117	30	20	30	30	72.50	91T
 Venezuela	129	20	10	20	10	72.50	91T
 Turkey	110	30	10	50	20	69.00	94
 Belize	101	40	30	40	30	68.50	95
 Kuwait	95	50	30	10	30	64.50	96
 Qatar	97	50	20	10	20	63.50	97
 South Africa	104	10	20	50	10	62.00	98
 Nauru	89	40	30	20	30	60.50	99
 Botswana	86	40	30	10	50	60.00	100

COUNTRY	TRAVEL	TAXATION	PERCEPTION	DUAL CIT	FREEDOM	TOTAL SCORE	RANK
 <b>Fiji</b>	88	30	30	30	30	59.00	101T
 <b>Maldives</b>	88	40	30	10	30	59.00	101T
 <b>Timor-Leste</b>	93	20	30	10	40	58.50	103
 <b>Bahrain</b>	84	50	30	10	20	58.00	104T
 <b>Oman</b>	80	50	30	20	30	58.00	104T
 <b>Jamaica</b>	85	20	30	30	40	56.50	106T
 <b>Guyana</b>	87	30	30	10	30	56.50	106T
 <b>Bolivia</b>	79	40	30	40	20	56.50	106T
 <b>Thailand</b>	79	40	30	30	30	56.50	106T
 <b>Namibia</b>	78	40	30	20	40	56.00	110
 <b>El Salvador</b>	134	20	30	30	20	55.00	111T
 <b>Papua New Guinea</b>	82	30	30	20	30	55.00	111T
 <b>Malawi</b>	73	40	30	40	30	54.50	113T
 <b>Ecuador</b>	91	20	20	10	20	54.50	113T
 <b>Zambia</b>	71	40	40	30	30	53.50	115
 <b>Suriname</b>	77	30	30	10	40	52.50	116
 <b>Dominican Republic</b>	70	30	30	40	40	52.00	117
 <b>Saudi Arabia</b>	79	40	20	10	10	51.50	118
 <b>Lesotho</b>	77	30	30	10	20	50.50	119
 <b>Kazakhstan</b>	75	30	30	10	20	49.50	120T
 <b>Belarus</b>	79	30	20	10	10	49.50	120T
 <b>China</b>	80	20	20	10	20	49.00	122
 <b>Cape Verde</b>	66	30	30	30	30	48.00	123T
 <b>Kenya</b>	72	20	30	30	20	48.00	123T
 <b>Tanzania</b>	72	20	30	20	30	48.00	123T



COUNTRY	TRAVEL	TAXATION	PERCEPTION	DUAL CIT	FREEDOM	TOTAL SCORE	RANK
 Tunisia	71	20	30	30	20	47.50	126T
 Uganda	67	30	30	30	20	47.50	126T
 Indonesia	71	30	30	10	20	47.50	126T
 Philippines	66	40	20	20	20	47.00	129
 Armenia	65	30	20	40	20	46.50	130T
 Sierra Leone	63	30	20	30	40	46.50	130T
 Swaziland	70	30	30	10	10	46.00	132
 Azerbaijan	69	30	30	10	10	45.50	133
 Morocco	64	30	20	30	20	45.00	134T
 Gambia	68	20	30	20	20	45.00	134T
 Mongolia	61	30	40	10	30	44.50	136
 Ghana	64	20	30	20	30	44.00	137
 Rwanda	61	30	30	20	20	43.50	138
 Mozambique	62	30	30	20	10	43.00	139
 Comoros	53	30	20	50	30	42.50	140T
 Kyrgyzstan	63	20	40	10	20	42.50	140T
 Sao Tome and Principe	60	20	30	20	30	42.00	142T
 Cuba	64	30	20	10	10	42.00	142T
 Guinea-Bissau	52	40	20	50	10	42.00	142T
 Bhutan	53	40	30	10	30	41.50	145T
 Zimbabwe	65	20	20	10	20	41.50	145T
 Angola	50	40	30	20	30	41.00	147T
 Burkina Faso	58	20	20	30	30	41.00	147T
 Mali	54	30	30	30	20	41.00	147T
 Cambodia	53	30	30	30	20	40.50	150T

COUNTRY	TRAVEL	TAXATION	PERCEPTION	DUAL CIT	FREEDOM	TOTAL SCORE	RANK
 Tajikistan	59	30	30	10	10	40.50	150T
 Benin	61	20	10	30	20	40.50	150T
 Madagascar	55	30	30	10	20	39.50	153T
 Uzbekistan	57	30	30	10	10	39.50	153T
 Gabon	57	20	20	20	30	39.50	153T
 Mauritania	59	20	30	10	20	39.50	153T
 Jordan	52	30	30	20	20	39.00	157T
 Cote d'Ivoire	56	20	20	30	20	39.00	157T
 Egypt	52	30	20	30	20	39.00	157T
 Senegal	56	20	30	20	20	39.00	157T
 Central African Republic	52	20	30	30	30	39.00	157T
 India	59	20	20	10	20	38.50	162
 Togo	54	20	30	20	20	38.00	163T
 Vietnam	54	30	20	20	10	38.00	163T
 Burundi	51	20	20	30	30	37.50	165
 Djibouti	47	40	20	20	10	36.50	166T
 Liberia	49	30	20	10	30	36.50	166T
 Equatorial Guinea	55	20	20	20	10	36.50	166T
 Niger	53	20	20	10	30	36.50	166T
 Algeria	52	20	30	20	10	36.00	170T
 Laos	50	30	30	10	10	36.00	170T
 Lebanon	41	40	20	30	20	35.50	172T
 Sri Lanka	41	30	30	40	20	35.50	172T
 Chad	53	20	20	10	20	35.50	172T
 Cameroon	50	20	20	10	30	35.00	175T

COUNTRY	TRAVEL	TAXATION	PERCEPTION	DUAL CIT	FREEDOM	TOTAL SCORE	RANK
 <b>Guinea</b>	54	20	20	10	10	35.00	175T
 <b>Haiti</b>	48	20	20	10	30	34.00	177
 <b>Bangladesh</b>	40	30	30	30	10	33.00	178T
 <b>Turkmenistan</b>	52	20	10	10	10	33.00	178T
 <b>Nigeria</b>	45	20	20	30	10	32.50	180T
 <b>Ethiopia</b>	45	20	30	10	20	32.50	180T
 <b>Kosovo</b>	40	20	20	40	20	32.00	182T
 <b>South Sudan</b>	44	20	10	30	20	32.00	182T
 <b>Dem. Rep. of Congo</b>	42	40	10	10	10	32.00	182T
 <b>Republic of Congo</b>	48	20	20	10	10	32.00	182T
 <b>Iran</b>	42	30	20	20	10	32.00	182T
 <b>Myanmar</b>	46	20	20	10	10	31.00	187
 <b>Nepal</b>	37	30	20	10	20	29.50	188T
 <b>Palestinian Territory</b>	37	30	10	20	30	29.50	188T
 <b>Sudan</b>	41	20	10	20	10	28.50	190
 <b>Syria</b>	29	40	10	30	10	27.50	191
 <b>Libya</b>	40	20	10	10	10	27.00	192T
 <b>Somalia</b>	34	30	10	20	10	27.00	192T
 <b>North Korea</b>	39	20	10	10	10	26.50	194T
 <b>Eritrea</b>	43	10	10	10	10	26.50	194T
 <b>Pakistan</b>	31	20	20	30	10	25.50	196
 <b>Yemen</b>	33	20	10	10	10	23.50	197
 <b>Iraq</b>	28	20	10	30	10	23.00	198
 <b>Afghanistan</b>	26	20	10	10	10	20.00	199





## FOR INQUIRIES:

[help@nomadcapitalist.com](mailto:help@nomadcapitalist.com)

## TO BECOME A CLIENT:

[www.nomadcapitalist.com](http://www.nomadcapitalist.com)